


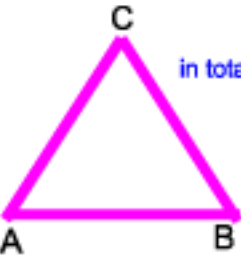

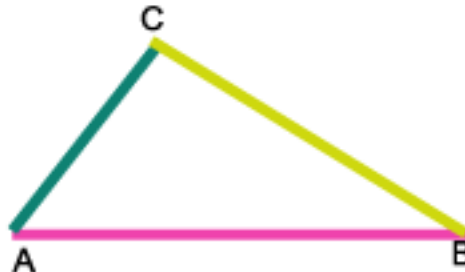
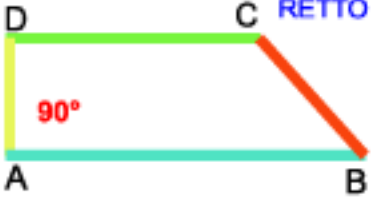



MAPPA FIGURE PIANE

<p>QUADRATO</p>  <p>Ha 4 lati UGUALI</p> <p>Ha 4 angoli UGUALI</p>	<p>RETTANGOLO</p>  <p>Ha i lati UGUALI a 2 a 2</p> <p>Ha 4 angoli UGUALI</p>	<p>PARALLELOGRAMMA</p>  <p>Ha i lati UGUALI a 2 a 2</p> <p>Ha gli angoli UGUALI a 2 a 2</p>
<p>TRIANGOLO EQUILATERO</p>  <p>Ha 3 angoli UGUALI 60° ognuno in totale 180° SEMPRE</p> <p>Ha 3 lati UGUALI</p>	<p>TRIANGOLO ISOSCELE</p>  <p>Ha 2 lati UGUALI</p> <p>Ha 2 angoli UGUALI</p>	<p>TRIANGOLO SCALENO</p>  <p>Ha 3 lati DIVERSI</p> <p>Ha 4 angoli DIVERSI</p>
<p>TRAPEZIO RETTANGOLO</p> <p>Ha 1 Base Maggiore e 1 base minore</p> <p>Ha 1 angolo RETTO</p>  <p>90°</p>	<p>TRAPEZIO ISOSCELE</p> <p>Ha 1 Base Maggiore e 1 base minore</p> <p>Ha i lati obliqui UGUALI</p> <p>Ha 2 angoli UGUALI</p> 	<p>TRAPEZIO SCALENO</p> <p>Ha 1 Base Maggiore e 1 base minore</p> <p>Ha 4 lati DIVERSI</p> <p>Ha 4 angoli DIVERSI</p> 